

# Viz Notes

## [visual note taking]

### The Art of Listening.

Visual note taking helps you remember things more easily, helps you organize concepts, thoughts and ideas, and is fun!

Here are some basic techniques for taking visual notes.  
(and by the way, you don't have to know how to draw to do this!)

## 6 fundamentals


of Visual Notetaking

### (1.) Letters (4.) Connectors

abcd...



### (2.) Bullets



### (5.) Shadows



### (3.) Frames



### (6.) Peeps



[sunnibrown.com](http://sunnibrown.com)

# THE DRAWING ALPHABET



IF YOU CAN WRITE YOUR NAME,  
YOU CAN LEARN TO DRAW.  
USING THESE 5 SIMPLE ELEMENTS,  
YOU CAN DRAW ALMOST ANYTHING:



POINT



LINE



CIRCLE



TRIANGLE



SQUARE

Practice here!



POINT



LINE




CIRCLE



TRIANGLE



SQUARE



# VISUAL ELEMENTS

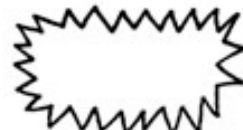
THINGS YOU CAN DRAW TO CONNECT IDEAS




SPEECH BALLOONS




THOUGHT BUBBLES



CAPTIONS



BULLETS



LINES



ARROWS

- BULLET
- BULLET
- BULLET

SHADOWS

FRAME  
OR  
BUBBLE



IDEA!

CONNECTOR

notes

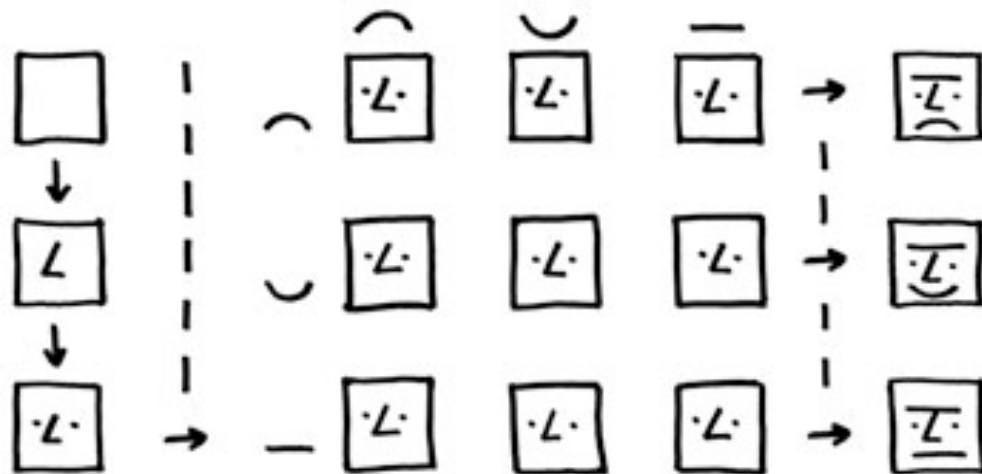
V  
I  
S  
U  
A  
L



Practice here!


# HOW TO DRAW FACES

USING SIX SHAPES:  $\square$   $\angle$   $\cdot$   $\cap$   $\cup$   $-$



Practice here!


SIX SHAPES:  $\square$   $\angle$   $\cdot$   $\cap$   $\cup$   $-$



Practice to get faster and better!



A B C D E F G H I J K L M N  
O P Q R S T U V W X Y Z  
1 2 3 4 5 6 7 8



# Peeps


## HOW TO DRAW A STICK FIGURE



- ☐ start with a rectangle
- ☐ add legs and feet
- ☐ arms and hands
- ☐ add a head
- ☐ work big to small
- ☐ add extras like ground  
shadow or lines for movement

Practice  
here!





HANNAH DONOVAN  
improvisation

SHINICHI SUZUKI → MOTHER TONGUE METHOD

learn music like a  
language through doing



What the  
brain does:

SELF  
INHIB

## SELF EXPRESSION

Master your

# TOOLS

without thinking  
so the don't get in  
the way.

## ROLES

right group of people  
with mutual respect  
for the people and  
each other's role.  
be picky who you work  
with!

## Structure + FRAMEWORK

Some rules need to be in place.  
Some overarching framework of what you are trying to achieve

# TRADING PARTS

like a game. }  
one person plays  
something, the other  
person plays it back.

Call & response  
→ creates empathy

SPONTANEOUS

- PERFORMING

- COLLABORATING



CENTURY

decline of improvisation with recording and copyright laws

# COMMUNICATION+

expression

→ communicating  
by making rather  
than talking!



Country

improvisation  
is back. Real  
time web + creative  
commons.

